

The AIR Tests are Ohio's State Tests in English Language Arts, Mathematics, Science, and Social Studies for grades 3-12.

Students can take a practice tests through the [Ohio Department of Education](#) website.

1. Click on **Practice Tests** on the right-hand side.

The screenshot shows the Ohio Department of Education website. At the top is a dark red navigation bar with links for Home, Users, Resources, Announcements, and FAQs. Below this is a green header with the Ohio Department of Education logo and 'Ohio's State Tests 2019-2020'. The main content area is divided into three columns. The left column has five buttons for 'Students and Families', 'Teachers/ Test Administrators', 'Test Coordinators', 'Technology Coordinators', and 'Ohio English Language Proficiency Assessment'. The middle column has a 'Recent Announcements' section with a microphone icon, followed by a 'Spring 2020 AASCD Operational Field Test Window' announcement. The right column has a 'Welcome!' section and a vertical list of buttons: 'Visit Ohio Department of Education', 'Important Dates', 'Secure Browsers', 'Contact Us', and 'Practice Tests'. The 'Practice Tests' button is circled in red.

Home ▾ Users ▾ Resources ▾ Announcements FAQs

Ohio | Department of Education | Ohio's State Tests 2019-2020

Students and Families

Teachers/ Test Administrators

Test Coordinators

Technology Coordinators

Ohio English Language Proficiency Assessment

Recent Announcements

- Spring 2020 AASCD Operational Field Test Window**

As a reminder the Spring 2020 Alternate Assessment for Students with Significant Cognitive Disabilities (AASCD) Operational Field Test window opens **February 18** and closes **March 27**. All Spring 2020 AASCD Operational Field Tests must be completed and submitted by **5:00 PM Friday, March 27**.

Please take note of the following Operational Field Test reminders:

- All TEs and TAs must review the *Spring 2020 AASCD Test Administration Manual* and *2019-2020 AASCD 2.0 Administration PowerPoint*. For districts with students testing on full paper, all TEs and TAs must also review the *Spring 2020 AASCD Supplemental Instructions for Paper Testing*;

TEs and TAs who will administer the AASCD

Welcome!

This portal is your source for information about Ohio's State Tests in English Language Arts, Mathematics, Science and Social Studies.

Visit Ohio Department of Education

Important Dates

Secure Browsers

Contact Us

Practice Tests

2. Leave Guest User and Guest Session toggle buttons set to **ON**.

Practice Test Sign In

The screenshot shows the 'Practice Test Sign In' form. It has two toggle buttons. The first is labeled 'Guest User' and has the text 'Toggle to sign in as yourself' below it. The second is labeled 'Guest Session' and has the text 'Toggle to join an active session' below it. Both toggle buttons are currently in the 'ON' position.

Guest User
Toggle to sign in as yourself

Guest Session
Toggle to join an active session

3. Click on  at the bottom of the screen.

4. Select student grade level from the pull-down menu.

Your Tests
Select the test you need to take.

Student Grade Level: Select grade





Please select a grade.

- Select grade
- KG
- 1
- 2
- 3
- 4
- 5
- 6
- 7
- 8
- 9

The screenshot shows a web interface titled "Your Tests" with the instruction "Select the test you need to take." Below this is a form with a label "Student Grade Level:" and a dropdown menu currently displaying "Select grade". A tooltip or dropdown menu is open, showing a list of grade levels: "Select grade" (with a checkmark), "KG", "1", "2", "3", "4", "5", "6", "7", "8", and "9". The "Please select a grade." message is visible below the dropdown.

5. Choose the practice test you want to take and follow the prompts.

English language arts

-  [Start G7 English Language Arts Practice Test](#)
This is opportunity 1 of 3
-  [Start G7 English Language Arts Spr16 Released Items](#)
This is opportunity 1 of 3
-  [Start G7 English Language Arts Spr17 Released Items](#)
This is opportunity 1 of 3
-  [Start G7 English Language Arts Spr18 Released Items](#)
This is opportunity 1 of 3
-  [Start G7 English Language Arts Spr19 Released Items](#)
This is opportunity 1 of 3

To check if an answer is correct, click on the pull-down menu in the top right-hand corner and choose **Score Item**.

The screenshot shows a digital reading interface. At the top, there is a timer showing 00:45 and a help icon. Below the timer are five icons: Masking, Notes, Line Reader, Zoom Out, and Zoom In. A progress bar is visible below the icons, with a blue dashed line indicating the current position. Below the progress bar is a row of nine numbered tabs (1-9), with tab 1 highlighted in dark blue. Below the tabs is a horizontal line. Below the line is a pull-down menu icon (three horizontal lines with a downward arrow) circled in blue. A red arrow points to this icon. The pull-down menu is open, showing several options: Tutorial, Mark for Review, Score Item (highlighted in dark blue with a red arrow), Highlight Selection, and Strikethrough. Below the menu is a text passage: "s he had sought, Xuanzang and his caravan had so crossed the Pamir range, known as 'the roof of mountain range?"

In addition to the AIR Tests, OELPA (Ohio English Language Proficiency Assessment) Tests are available for grades K-12 and AASCD (Alternate Assessment for Students with Significant Cognitive Disabilities) are available for grades 3-12.

Ohio Department of Education: <https://oh.portal.airast.org/ost.stml>